

Not available as printed IPL

Cutting Equipment

250PS

Bar mounting point: -

Bar length inches/cm	Bar part number	Chain pitch inches	Gauge inches/mm	Drive links	Chain type	Chain part number
8/20	502 40 52-01	3/8	.050/1.3	32	S36	501 84 21-32
		* Intenz	Classic Low Vib	PIXEL Low Vib	Low Vib	Classic

325P4x

Bar mounting point: -

Bar length inches/cm	Bar part number	Chain pitch inches	Gauge inches/mm	Drive links	Chain type	Chain part number
Laminated bars with nose wheel						
10/25	501 95 95-40	3/8	.043/1.1	40	90SG	501 84 23-40
12/30	501 95 95-45	3/8	.043/1.1	45	90SG	501 84 23-45

* Intenz

Classic Low Vib

PIXEL Low Vib

Low Vib

Classic

315,316,318 EL. Bar mounting point: small

Bar length inches/cm	Bar part number	Chain pitch inches	Gauge inches/mm	Drive links	Chain type	Chain part number
Laminated bars with nose wheel						
14/35	501 85 51-52	3/8	.050/1.3	52	S36	501 84 21-52
16/40	501 85 51-56	3/8	.050/1.3	56	S36	501 84 21-56

* Intenz **Classic Low Vib** **PIXEL Low Vib** **Low Vib** **Classic**

335XPT

Bar mounting point: small

Bar length inches/cm	Bar part number	Chain pitch inches	Gauge inches/mm	Drive links	Chain type	Chain part number
Laminated bars with nose wheel						
12/30	501 95 92-45	3/8	.050/1.3	45	S36	501 84 21-45
14/35	501 85 51-52	3/8	.050/1.3	52	S36	501 84 21-52
16/40	501 85 51-56	3/8	.050/1.3	56	S36	501 84 21-56
12/30	501 95 96-45*	3/8	.050/1.3	45	S36	501 84 21-45
14/35	501 95 96-52*	3/8	.050/1.3	52	S36	501 84 21-52
16/40	501 95 96-56*	3/8	.050/1.3	56	S36	501 84 21-56

* Intenz

Classic Low Vib

PIXEL Low Vib

Low Vib

Classic

136,141

Bar mounting point: small

Bar length inches/cm	Bar part number	Chain pitch inches	Gauge inches/mm	Drive links	Chain type	Chain part number
Laminated bars with nose wheel						
13/33	508 92 61-56	.325	.050/1.3	56	H30	501 84 06-56
15/38	508 92 61-64	.325	.050/1.3	64	H30	501 84 06-64
13/33	508 91 21-56	.325	.058/1.5	56	H25	501 84 04-56
15/38	508 91 21-64	.325	.058/1.5	64	H25	501 84 04-64
* Intenz	Classic Low Vib	PIXEL Low Vib	Low Vib	Classic		

340,345,350

Bar mounting point: small

Bar length inches/cm	Bar part number	Chain pitch inches	Gauge inches/mm	Drive links	Chain type	Chain part number
Laminated bars with nose wheel						
13/33	508 92 61-56	.325	.050/1.3	56	H30	501 84 06-56
15/38	508 92 61-64	.325	.050/1.3	64	H30	501 84 06-64
16/40	508 92 61-66	.325	.050/1.3	66	H30	501 84 06-66
18/45	508 92 61-72	.325	.050/1.3	72	H30	501 84 06-72
13/33	508 91 21-56	.325	.058/1.5	56	H25	501 84 04-56
15/38	508 91 21-64	.325	.058/1.5	64	H25	501 84 04-64
16/40	508 91 21-66	.325	.058/1.5	66	H25	501 84 04-66
18/45	508 91 21-72	.325	.058/1.5	72	H25	501 84 04-72

* Intenz **Classic Low Vib** **PIXEL Low Vib** **Low Vib** **Classic**

351,346XP

Bar mounting point: small

Bar length inches/cm	Bar part number	Chain pitch inches	Gauge inches/mm	Drive links	Chain type	Chain part number
Laminated bars with nose wheel						
13/33	508 92 61-56	.325	.050/1.3	56	H30	501 84 06-56
15/38	508 92 61-64	.325	.050/1.3	64	H30	501 84 06-64
16/40	508 92 61-66	.325	.050/1.3	66	H30	501 84 06-66
18/45	508 92 61-72	.325	.050/1.3	72	H30	501 84 06-72
20/50	508 92 61-80	.325	.050/1.3	80	H30	501 84 06-80
13/33	508 91 21-56	.325	.058/1.5	56	H25	501 84 04-56
15/38	508 91 21-64	.325	.058/1.5	64	H25	501 84 04-64
16/40	508 91 21-66	.325	.058/1.5	66	H25	501 84 04-66
18/45	508 91 21-72	.325	.058/1.5	72	H25	501 84 04-72
20/50	508 91 21-80	.325	.058/1.5	80	H25	501 84 04-80

* Intenz **Classic Low Vib** **PIXEL Low Vib** **Low Vib** **Classic**

51,55

Bar mounting point: small

Bar length inches/cm	Bar part number	Chain pitch inches	Gauge inches/mm	Drive links	Chain type	Chain part number
Laminated bars with nose wheel						
13/33	508 92 61-56	.325	.050/1.3	56	H30	501 84 06-56
15/38	508 92 61-64	.325	.050/1.3	64	H30	501 84 06-64
16/40	508 92 61-66	.325	.050/1.3	66	H30	501 84 06-66
18/45	508 92 61-72	.325	.050/1.3	72	H30	501 84 06-72
20/50	508 92 61-80	.325	.050/1.3	80	H30	501 84 06-80
13/33	508 91 21-56	.325	.058/1.5	56	H25	501 84 04-56
15/38	508 91 21-64	.325	.058/1.5	64	H25	501 84 04-64
16/40	508 91 21-66	.325	.058/1.5	66	H25	501 84 04-66
18/45	508 91 21-72	.325	.058/1.5	72	H25	501 84 04-72
20/50	508 91 21-80	.325	.058/1.5	80	H25	501 84 04-80
15/38	508 91 41-56	3/8	.058/1.5	56	H42	501 84 14-56
16/40	508 91 41-60	3/8	.058/1.5	60	H42	501 84 14-60
18/45	508 91 41-68	3/8	.058/1.5	68	H42	501 84 14-68
Solid bars with replaceable tip						
18/45	501 95 77-68	3/8	.058/1.5	68	H42	501 84 14-68
20/50	501 95 77-72	3/8	.058/1.5	72	H42	501 84 14-72

* Intenz

Classic Low Vib

PIXEL Low Vib

Low Vib

Classic

254XP,257

Bar mounting point: small

Bar length inches/cm	Bar part number	Chain pitch inches	Gauge inches/mm	Drive links	Chain type	Chain part number
Laminated bars with nose wheel						
13/33	508 91 21-56	.325	.058/1.5	56	H25	501 84 04-56
15/38	508 91 21-64	.325	.058/1.5	64	H25	501 84 04-64
16/40	508 91 21-66	.325	.058/1.5	66	H25	501 84 04-66
18/45	508 91 21-72	.325	.058/1.5	72	H25	501 84 04-72
15/38	508 91 41-56	3/8	.058/1.5	56	H42	501 84 14-56
16/40	508 91 41-60	3/8	.058/1.5	60	H42	501 84 14-60
18/45	508 91 41-68	3/8	.058/1.5	68	H42	501 84 14-68
Solid bars with replaceable tip						
18/45	501 95 77-68	3/8	.058/1.5	68	H42	501 84 14-68
20/50	501 95 77-72	3/8	.058/1.5	72	H42	501 84 14-72

* Intenz Classic Low Vib PIXEL Low Vib Low Vib Classic

262XP, 362XP

Bar mounting point: small

Bar length inches/cm	Bar part number	Chain pitch inches	Gauge inches/mm	Drive links	Chain type	Chain part number
Laminated bars with nose wheel						
13/33	508 91 21-56	.325	.058/1.5	56	H25	501 84 04-56
15/38	508 91 21-64	.325	.058/1.5	64	H25	501 84 04-64
16/40	508 91 21-66	.325	.058/1.5	66	H25	501 84 04-66
18/45	508 91 21-72	.325	.058/1.5	72	H25	501 84 04-72
15/38	508 91 41-56	3/8	.058/1.5	56	H42	501 84 14-56
16/40	508 91 41-60	3/8	.058/1.5	60	H42	501 84 14-60
18/45	508 91 41-68	3/8	.058/1.5	68	H42	501 84 14-68
Solid bars with replaceable tip						
18/45	501 95 77-68	3/8	.058/1.5	68	H42	501 84 14-68
20/50	501 95 77-72	3/8	.058/1.5	72	H42	501 84 14-72

* Intenz Classic Low Vib PIXEL Low Vib Low Vib Classic

61

Bar mounting point: large

Bar length inches/cm	Bar part number	Chain pitch inches	Gauge inches/mm	Drive links	Chain type	Chain part number
Laminated bars with nose wheel						
15/38	508 91 31-56	3/8	.058/1.5	56	H42	501 84 14-56
16/40	508 91 31-60	3/8	.058/1.5	60	H42	501 84 14-60
18/45	508 91 31-68	3/8	.058/1.5	68	H42	501 84 14-68
20/50	501 95 60-72	3/8	.058/1.5	72	H42	501 84 14-72
Solid bars with replaceable tip						
18/45	501 95 69-68	3/8	.058/1.5	68	H42	501 84 14-68
20/50	501 95 69-72	3/8	.058/1.5	72	H42	501 84 14-72
24/60	501 95 69-84	3/8	.058/1.5	84	H42	501 84 14-84
Solid bars						
18/45	501 95 80-68	3/8	.058/1.5	68	H42	501 84 14-68
20/50	501 95 80-72	3/8	.058/1.5	72	H42	501 84 14-72

* Intenz

Classic Low Vib

PIXEL Low Vib

Low Vib

Classic

365,372XP

Bar mounting point: large

Bar length inches/cm	Bar part number	Chain pitch inches	Gauge inches/mm	Drive links	Chain type	Chain part number
Laminated bars with nose wheel						
15/38	508 91 31-56	3/8	.058/1.5	56	H42	501 84 14-56
16/40	508 91 31-60	3/8	.058/1.5	60	H42	501 84 14-60
18/45	508 91 31-68	3/8	.058/1.5	68	H42	501 84 14-68
20/50	501 95 60-72	3/8	.058/1.5	72	H42	501 84 14-72
Solid bars with replaceable tip						
18/45	501 95 69-68	3/8	.058/1.5	68	H42	501 84 14-68
20/50	501 95 69-72	3/8	.058/1.5	72	H42	501 84 14-72
24/60	501 95 69-84	3/8	.058/1.5	84	H42	501 84 14-84
28/70	501 95 69-92	3/8	.058/1.5	92	H42	501 84 14-92
Solid bars						
18/45	501 95 80-68	3/8	.058/1.5	68	H42	501 84 14-68
20/50	501 95 80-72	3/8	.058/1.5	72	H42	501 84 14-72
24/60	501 95 80-84	3/8	.058/1.5	84	H42	501 84 14-84
28/70	501 95 80-92	3/8	.058/1.5	92	H42	501 84 14-92

* Intenz

Classic Low Vib

PIXEL Low Vib

Low Vib

Classic

281XP, 288XP

Bar mounting point: large

Bar length inches/cm	Bar part number	Chain pitch inches	Gauge inches/mm	Drive links	Chain type	Chain part number
Laminated bars with nose wheel						
15/38	508 91 31-56	3/8	.058/1.5	56	H42	501 84 14-56
16/40	508 91 31-60	3/8	.058/1.5	60	H42	501 84 14-60
18/45	508 91 31-68	3/8	.058/1.5	68	H42	501 84 14-68
20/50	501 95 60-72	3/8	.058/1.5	72	H42	501 84 14-72
Solid bars with replaceable tip						
18/45	501 95 69-68	3/8	.058/1.5	68	H42	501 84 14-68
20/50	501 95 69-72	3/8	.058/1.5	72	H42	501 84 14-72
24/60	501 95 69-84	3/8	.058/1.5	84	H42	501 84 14-84
28/70	501 95 69-92	3/8	.058/1.5	92	H42	501 84 14-92
Solid bars						
18/45	501 95 80-68	3/8	.058/1.5	68	H42	501 84 14-68
20/50	501 95 80-72	3/8	.058/1.5	72	H42	501 84 14-72
24/60	501 95 80-84	3/8	.058/1.5	84	H42	501 84 14-84
28/70	501 95 80-92	3/8	.058/1.5	92	H42	501 84 14-92

* Intenz

Classic Low Vib

PIXEL Low Vib

Low Vib

Classic

395XP

Bar mounting point: large

Bar length inches/cm	Bar part number	Chain pitch inches	Gauge inches/mm	Drive links	Chain type	Chain part number
Laminated bars with nose wheel						
18/45	508 91 31-68	3/8	.058/1.5	68	H42	501 84 14-68
20/50	501 95 60-72	3/8	.058/1.5	72	H42	501 84 14-72
Solid bars with replaceable tip						
18/45	501 95 69-68	3/8	.058/1.5	68	H42	501 84 14-68
20/50	501 95 69-72	3/8	.058/1.5	72	H42	501 84 14-72
24/60	501 95 69-84	3/8	.058/1.5	84	H42	501 84 14-84
28/70	501 95 69-92	3/8	.058/1.5	92	H42	501 84 14-92
Solid bars						
18/45	501 95 80-68	3/8	.058/1.5	68	H42	501 84 14-68
20/50	501 95 80-72	3/8	.058/1.5	72	H42	501 84 14-72
24/60	501 95 80-84	3/8	.058/1.5	84	H42	501 84 14-84
28/70	501 95 80-92	3/8	.058/1.5	92	H42	501 84 14-92
24/60	507 47 60-46	.404	.063/1.6	76	H64	501 84 31-76
28/70	501 58 96-01	.404	.063/1.6	84	H64	501 84 31-84
30/75	501 95 81-92	.404	.063/1.6	92	H64	501 84 31-92
36/90	501 95 81-04	.404	.063/1.6	104	H64	501 84 31-04

* Intenz Classic Low Vib PIXEL Low Vib Low Vib Classic

3120XP Bar mounting point: large







Bar length inches/cm	Bar part number	Chain pitch inches	Gauge inches/mm	Drive links	Chain type	Chain part number
Solid bars						
24/60	507 47 60-46	.404	.063/1.6	76	H64	501 84 31-76
28/70	501 58 96-01	.404	.063/1.6	84	H64	501 84 31-84
30/75	501 95 81-92	.404	.063/1.6	92	H64	501 84 31-92
36/90	501 95 81-04	.404	.063/1.6	104	H64	501 84 31-04
42/105	501 92 18-24	.404	.063/1.6	124	H64	501 84 31-24

* Intenz Classic Low Vib PIXEL Low Vib Low Vib Classic

Saw chain spares

CHAIN TYPE	PITCH inch	PITCH THICKNESS. mm	CUTTING LINK LEFT	CUTTING LINK RIGHT	TIE LINK WITH RIVET	TIE LINK WITHOUT RIVET	DRIVE LINK
S36 / S36X 91VG / 91VS	3/8"	1,3	501 71 77-01 41749	501 71 76-01 41750	501 84 81-05 105130	5084 78-05 100127.81	501 84 84-03 104583
S30 / H30 95VP	.325"	1,3	501 84 75-04 102287	501 84 76-04 102288	501 84 80-08 101125	501 84 77-07 101181.81	501 84 83-05 101148
S25 / H25 21VB	.325"	1,5	501 84 75-03 34750	501 84 76-03 34751	501 84 80-05 34913	501 84 77-03 30289.81	501 84 83-04 34757
S42 / H42 73VL	3/8"	1,5	501 84 91-01 32265	501 84 92-01 32266	501 84 81-04 31112	501 84 78-04 30054.81	501 84 84-05 34703
S64 / H64 27	.404"	1,6	505 36 60-20 18998	505 36 60-10 18999	501 84 82-02 30145	501 84 79-02 30146.81	501 84 85-01 27683

Bar spares

TIP TYPE	BAR	PITCH inch	PITCH THICK. mm	ART. NR.
	EM10T H30	0.325"	1,3	501 85 10-05
	EM10T	.325"	1,5	501 85 10-01
	EM10T	3/8"	1,5	501 85 10-02
	Oregon11T	3/8"	1,5	501 95 74-01
	Oregon10T	.325"	1,5	501 95 72-01
	Oregon11T	3/8"	1,5	501 95 75-01



Bar guard

Made from impact-resistant plastic.

Specification

	Part No.
13"-16"	501 83 44-09
18"-22"	501 83 44-11
24"-28"	501 83 45-04



Starter cord

Tough polyester/cotton cord.

Specification

	Part No.
100 m x 3,0 mm	531 00 38-75
100 m x 3,5 mm	531 00 38-76
100 m x 4,0 mm	531 00 38-77
100 m x 4,5 mm	531 00 38-78



Cutting equipment for saws

230PS 325XP 315/316/318 EL 335XP 138/144 340/345/350 351/346XP 51155 234XP/151 262XP/162XP 61 365/372XP 284XP/288XP 395XP 3120XP												Bar mounting point	Bar length inches/cm	Bar part number	Chain pitch inches	Gauge inches/mm	Drive links	Chain type	Chain part number
Laminated bars with nose wheel																			
●												–	8/20	502 40 52-01	3/8	.050/1.3	32	S36	501 84 21-32
●												–	10/25	501 95 95-40	3/8	.043/1.1	40	90SG	501 84 23-40
●												–	12/30	501 95 95-45	3/8	.043/1.1	45	90SG	501 84 23-45
	●											small	12/30	501 95 92-45	3/8	.050/1.3	45	S36	501 84 21-45
	●	●										small	14/35	501 85 51-52	3/8	.050/1.3	52	S36	501 84 21-52
	●	●										small	16/40	501 85 51-56	3/8	.050/1.3	56	S36	501 84 21-56
		●										small	12/30	501 95 96-45*	3/8	.050/1.3	45	S36	501 84 21-45
		●										small	14/35	501 95 96-52*	3/8	.050/1.3	52	S36	501 84 21-52
		●										small	16/40	501 95 96-56*	3/8	.050/1.3	56	S36	501 84 21-56
			●	●	●							small	13/33	508 92 61-56	.325	.050/1.3	56	H30	501 84 06-56
			●	●	●							small	15/38	508 92 61-64	.325	.050/1.3	64	H30	501 84 06-64
				●	●	●						small	16/40	508 92 61-66	.325	.050/1.3	66	H30	501 84 06-66
				●	●	●						small	18/45	508 92 61-72	.325	.050/1.3	72	H30	501 84 06-72
					●	●						small	20/50	508 92 61-80	.325	.050/1.3	80	H30	501 84 06-80
			●	●	●	●	●					small	13/33	508 91 21-56	.325	.058/1.5	56	H25	501 84 04-56
			●	●	●	●	●					small	15/38	508 91 21-64	.325	.058/1.5	64	H25	501 84 04-64
				●	●	●	●					small	16/40	508 91 21-66	.325	.058/1.5	66	H25	501 84 04-66
				●	●	●	●					small	18/45	508 91 21-72	.325	.058/1.5	72	H25	501 84 04-72
					●	●						small	20/50	508 91 21-80	.325	.058/1.5	80	H25	501 84 04-80
					●	●						small	15/38	508 91 41-56	3/8	.058/1.5	56	H42	501 84 14-56
					●	●						small	16/40	508 91 41-60	3/8	.058/1.5	60	H42	501 84 14-60
					●	●						small	18/45	508 91 41-68	3/8	.058/1.5	68	H42	501 84 14-68
						●	●	●				large	15/38	508 91 31-56	3/8	.058/1.5	56	H42	501 84 14-56
						●	●	●				large	16/40	508 91 31-60	3/8	.058/1.5	60	H42	501 84 14-60
						●	●	●	●			large	18/45	508 91 31-68	3/8	.058/1.5	68	H42	501 84 14-68
						●	●	●	●			large	20/50	501 95 60-72	3/8	.058/1.5	72	H42	501 84 14-72
Solid bars with replaceable tip																			
								●	●	●		small	18/45	501 95 77-68	3/8	.058/1.5	68	H42	501 84 14-68
								●	●	●		small	20/50	501 95 77-72	3/8	.058/1.5	72	H42	501 84 14-72
									●	●	●	large	18/45	501 95 69-68	3/8	.058/1.5	68	H42	501 84 14-68
									●	●	●	large	20/50	501 95 69-72	3/8	.058/1.5	72	H42	501 84 14-72
									●	●	●	large	24/60	501 95 69-84	3/8	.058/1.5	84	H42	501 84 14-84
									●	●	●	large	28/70	501 95 69-92	3/8	.058/1.5	92	H42	501 84 14-92
Solid bars																			
									●	●	●	large	18/45	501 95 80-68	3/8	.058/1.5	68	H42	501 84 14-68
									●	●	●	large	20/50	501 95 80-72	3/8	.058/1.5	72	H42	501 84 14-72
										●	●	large	24/60	501 95 80-84	3/8	.058/1.5	84	H42	501 84 14-84
										●	●	large	28/70	501 95 80-92	3/8	.058/1.5	92	H42	501 84 14-92
									●	●		large	24/60	507 47 60-46	.404	.063/1.6	76	H64	501 84 31-76
									●	●		large	28/70	501 58 96-01	.404	.063/1.6	84	H64	501 84 31-84
									●	●		large	30/75	501 95 81-92	.404	.063/1.6	92	H64	501 84 31-92
									●	●		large	36/90	501 95 81-04	.404	.063/1.6	104	H64	501 84 31-04
									●			large	42/105	501 92 18-24	.404	.063/1.6	124	H64	501 84 31-24

*Intenz

















Classic LowVib

PIXEL LowVib

LowVib

Classic

Model History Husqvarna

Old Model		Please use bar and chain combination for model
33		340, 345, 350
133, 234, 238		340, 345, 350
36, 41		136, 141
40, 45, 49		340, 345, 350
42, 242, 246		351, 346
340, 444		351, 346
44		351, 346
50		51, 55
154		254, 257
61, 66		365, 372
65, 77		365, 372
162, 266, 268, 272		365, 372
371		365, 372
181, 185, 285, 298		281, 288
394		395
2101		3120
